

PLAY WITH : "MEMOCOCO"

Layout

Catherine Lucas

Illustrations

• © *margueritedelivron* •

Preparation

Print cards on a thick paper (type Canson), or print on a normal paper and glue it on a thick paper. Cut out the cards carefully.












Rules

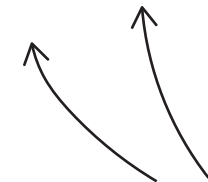








Lay out the cards face down.

The first player turns two card over. If they are matching, the player keeps the cards and plays again.

If they are different, they are turned back over, and it is the next player's turn.

When there is no more cards in the middle, the player with the most matching pairs is the winner.





Here you can draw your own pairs, remember to draw each picture two times.