

COCOCRAFT

The Spring garland

Concept


Catherine Lucas

Material



- printed pieces (see page below)
- cissors
- coloring pencils and markers
- tape
- string (2,5m)

Instructions

Print the pieces on a thick paper (like Canson), or on a standart paper and glue it on a light cardboard. Color with your favorite colors.



Cut out the elements. Tape on the back along the string. Leave about 10 cm between the pieces.



Ask help to hang your garland. Good job, here is a little touch of spring in your cocoon ! Where did you place it ? Could you send us a picture ?

help@cocovirus.net

